



ONE YEAR LIMITED WARRANTY

Thank you for your purchase of the amazing H2O Portable Steamer. With this warranty, the H2O Portable Steamer is warranted, to the original owner, for one (1) year from the date of purchase against defects in material and workmanship under normal use and service. Should your H2O Portable Steamer prove defective within one (1) year from date of purchase, return the defective part or unit, freight prepaid along with an explanation of the claim to H2O Portable Steamer.

Please package your H2O Portable Steamer carefully to avoid damage in transit. Under this warranty, Thane Direct, will repair or replace any parts found to be defective. This warranty is effective only if the product is purchased and operated in Canada. This warranty extends only to personal use and does not extend to any product that has been used for which it is not intended. There are no warranties other than that expressly set forth herein. This warranty is not transferable. After the expiration of the warranty, the cost of the labor and parts will be the responsibility of the original purchaser.

Thane Direct, is not responsible or liable for indirect, special or consequential damages arising out of or in connection with the use or performance of the product or other damages with respect to any economic loss, loss of property, loss of revenues or profits, loss of enjoyments or use, costs of removal, installation, other consequential damages of whatsoever nature, failure to follow instructions or warnings in owner's manual or use of products in a manner for which they were not designed. Some Provinces do not allow the exclusion or limitation of incidental or consequential damages. Accordingly, the above limitation may not apply to you.

This warranty gives you specific legal rights. You may also have other rights, which vary from Province to Province.

THIS WARRANTY DOES NOT APPLY TO THE FOLLOWING:

1. Damage due to accident, misuse, abuse, commercial use or vandalism.
2. Improper or inadequate maintenance.
3. Unauthorized modification or commercial use.
4. Damage in return transit.
5. "Normal" wear of parts (wear & tear that occurs over time and with use).
6. Repairs made by an unauthorized service technician.

TO OBTAIN SERVICES - The original purchaser shall contact our customer service representative at 1-866-338-4263 and depending on the extent of the service requested, the purchaser shall have the obligations and responsibility to:

- Pay for all services and parts not covered by the warranty.
- Prepay the shipping and handling of \$14.95 and make cheque payable to "H2O Portable Steamer".
- Carefully package the product using adequate padding material to prevent damage in transit. The original container is ideal for this purpose.
- Include in the package: the owner's name, address, telephone number, and a detailed description of the problem.
- Provide the proof of purchase, which includes date of purchase.
- Send via Insured* Parcel Post or courier to:

H2O Portable Steamer
 C/O Northland Fulfillment Inc.
 101 Canartic Drive
 North York (Ontario) M3J 3N1
 CANADA

FOR ANY INQUIRES, PLEASE CONTACT THANE DIRECT CUSTOMER SERVICE AT THIS TOLL FREE NUMBER 1-866-338-4263.

*Thane Direct Canada, Inc. is NOT responsible for any non-insured items lost in transit.

THANE HOUSEWARES™
H2O PORTABLE STEAM CLEANER
USER'S GUIDE



Thane International, Inc.
 La Quinta, CA 92253
 www.thane.com

Distributed by:
 Thane Direct Canada
 Toronto, Canada
 www.thane.ca


Thane Direct UK Ltd.
 Admail ADM3996, London, W1T 1ZU
 www.thanedirect.co.uk

Copyright 2004 Thane International, Inc.
 Thane Housewares is a division of Thane International, Inc.
 MADE IN CHINA

H20PS-E

H2O PORTABLE STEAM CLEANER

USER'S GUIDE



MODEL:
 KB-2009B

• IMPORTANT SAFETY INFORMATION •
READ ALL INSTRUCTIONS BEFORE USING STEAM CLEANER
USE ONLY AS DIRECTED.



PRODUCT DESCRIPTION

The H2O Portable Steam Cleaner has a high degree of cleaning and degreasing power on a wide variety of surfaces. The steam emitted from the tip can assist in the removal of dirt, grease and grime. Since the H2O Portable Steam Cleaner uses only ordinary tap water without additives, it is environmentally friendly. Some of the surfaces which can be safely cleaned by the H2O Portable Steam Cleaner include upholstery, sealed grout, bathroom and kitchen tile, stove tops, removable exhaust filters over stoves, windows and mirrors.

INSTRUCTIONS FOR USE

1. Slowly unscrew the Safety Lid (5). Use the Measuring Cup (1) to measure 225 ml (7.5 oz) maximum. Use the Funnel (2) to fill the Body (7) with water (FIGURE A).
2. Rescrew the Safety Lid securely into place.
3. Plug the appliance into an outlet. The Power Indicator (8) will light.
4. Wait a few minutes until the Steam Cleaner reaches operating temperature. When the Steam Cleaner is ready to emit steam, the Power Indicator will turn off. Press the Steam Button (6) and the Steam Cleaner will emit a stream of steam.
5. When water needs to be refilled, press the Steam Button to release steam completely. Disconnect the plug from the outlet. **WAIT AT LEAST TEN (10) MINUTES** for the unit to cool down before unscrewing the Safety Lid. Then repeat steps 1 to 4 if needed.




FIGURE A.

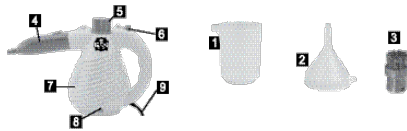
CAUTION: Never direct steam towards people, animals or plants, or other objects unable to withstand high temperature. Avoid skin contact with the steam jet. The high temperature may cause serious physical injury including burns.

Do not use the steamer on cold glass. It may cause the glass to break or crack.

This appliance must be grounded. Use only the proper type outlet when plugging in the appliance, do not attempt to override the ground wire feature.

PARTS:

- 1) MEASURING CUP
- 2) FUNNEL
- 3) ROUND BRUSH
- 4) STRAIGHT BRUSH
- 5) SAFETY LID
- 6) STEAM BUTTON
- 7) BODY
- 8) POWER INDICATOR
- 9) POWER CORD



IMPORTANT SAFEGUARDS

PLEASE READ CAREFULLY

When using an electric appliance, basic precautions should always be followed, including the following:

READ ALL INSTRUCTIONS BEFORE USING THIS STEAM CLEANER

CAUTION - To reduce the risk of fire, electric shock, or injury:

1. To provide continued protection against risk of electric shock, connect to properly grounded outlets only.
2. Check that the main voltage corresponds to the voltage indicated on the rating label, see specifications below:
220V-240V, 50Hz/60Hz, 800W
120V, 60Hz, 800W
3. This product is designed for domestic use only.
4. Do not use outdoors.
5. Do not leave the H2O Portable Steam Cleaner unattended while plugged in. Unplug the electrical cord when not in use and before servicing.
6. Do not allow to be used as a toy. Close attention is necessary when used near children, pets or plants.
7. The appliance is not intended for use by young children or infirm persons without supervision.
8. Young children should be supervised to ensure that they do not play with the appliance.
9. Do not immerse the H2O Portable Steam Cleaner into water or other liquids.
10. Do not use with damaged cord or plug. If the H2O Portable Steam Cleaner is not working as it should, has been dropped, damaged, left outdoors, or immersed into water, return it to the distributor before continuing use. If the supply cord is damaged, it must be replaced by the manufacturer or a similarly qualified person to avoid a hazard.
11. Do not pull or carry by cord, use cord as a handle, close a door on the cord, or pull cord around sharp edges or corners. Keep cord away from heated surfaces.
12. Never force the plug into an outlet.
13. Do not use extension cords or outlets with inadequate current carrying capacity.
14. Unplug after use. Do not unplug by pulling on cord. To unplug, grasp the plug, not the cord.
15. Do not handle plug or the H2O Portable Steam Cleaner with wet hands or operate without shoes.
16. Do not insert any objects into openings. Do not use with any opening blocked.
17. Store your H2O Portable Steam Cleaner indoors in a cool, dry area.
18. Keep your work area well lighted.
19. Never put cleaning detergents into the H2O Portable Steam Cleaner. This will make the operation unsafe and damage the unit.
20. Never block the steam openings of the product or place it on a soft surface, where the steam openings may be blocked. Keep the steam openings free of lint, hair, and the like.
21. When filling with water use Measuring Cup. The maximum reservoir capacity is 225 ml (7.5 oz). Do not try to overfill.
22. Use only as described in this manual.



CLEANING AND MAINTENANCE

After emptying the Body prior to storage, if any deposits remain in the tank you can add some water, swirl it around, cover the cap, shake it and empty it. Repeat as necessary.

DO NOT use vinegar or other descaling substance to remove deposits in the H2O Portable Steam Cleaner unit. DO NOT immerse the appliance in water.

IMPORTANT STORAGE NOTE

Always empty the Body before storing the appliance. Keep in cool and dry place. Never leave outdoors.

CAUTION

Improper connection of the equipment-earthing conductor can result in a risk of electric shock. Check with a qualified electrician or service person if you are in doubt as to whether your outlet is properly earthed. DO NOT MODIFY THE POWER PLUG provided with the appliance to fit the outlet. DO NOT ATTEMPT TO DEFEAT THE EARTH PLUG FEATURE. Serious injury could result. If it will not fit the outlet, have a proper outlet installed by a qualified electrician.

WARNING: Danger of Scalding!

Anti-waterproof class: IPX4



Recognized mark of the steam release



SAVE THESE INSTRUCTIONS